
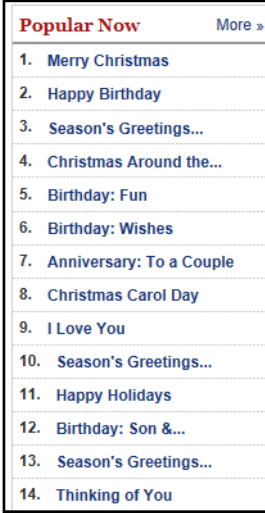
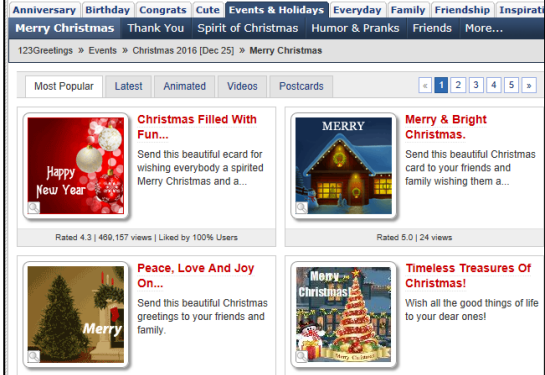

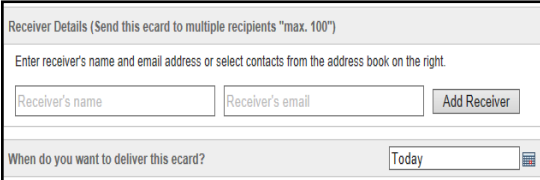


# 123 Greetings Cards

123 Greetings Cards in an online service where you can send friends, family and loved ones e-cards to mark special occasions.

123 Greetings Cards		
1	<p>Open your internet and type the below address into your browser.</p>	
2	<p>Scroll down the screen &amp; select Merry Christmas from the list on the left-hand side of the screen.</p>	
3	<p>You can select a card from the list you like by scrolling through. You can select tabs to see popular cards, the latest cards, animated cards or video cards.</p>	

4	Click play to see your animated card.	
5	<p>Select customise, edit and then send a Christmas e-card.</p> <p>To do this you need to enter your name, e-mail address and add a personalised message. You then need to scroll down and add the person's name you want to send it to and their e-mail address.</p> <p>Use <a href="mailto:julie@startpoint.org.uk">julie@startpoint.org.uk</a> to practice sending e-cards.</p>	
6	Untick the boxes to subscribe for reminders and click on 'Send Now'.	