



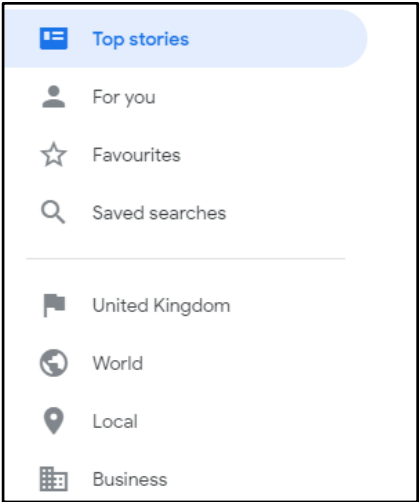
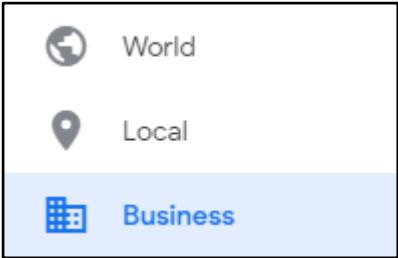

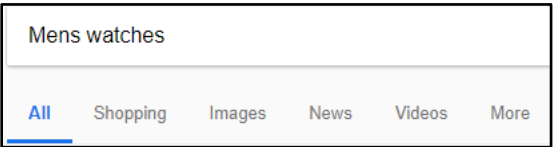
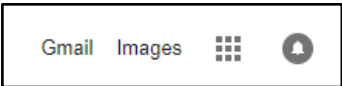

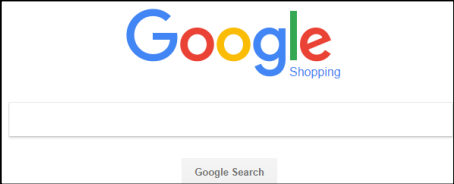

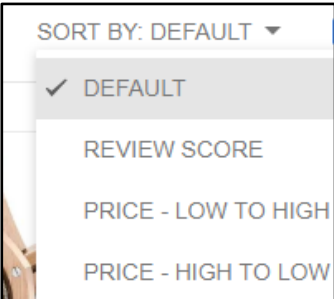




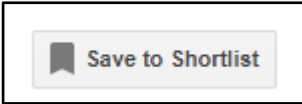
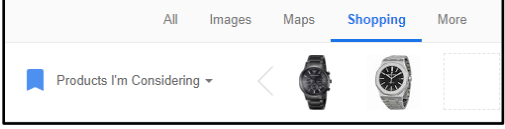

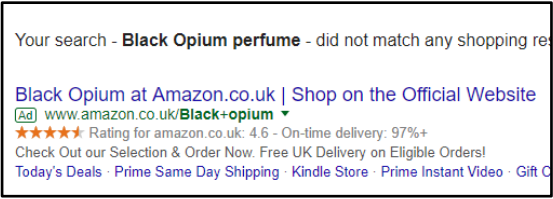
Session Booklet – Google Shopping & News

Google has many other accessible functions, some you can access without the need for an account. Many of you already have accounts, probably without realising. If you have a Gmail account you will automatically have access to these additional functions.

Google News		
1	Our first step is to go to Google. If Google is not your search engine then type this web address into your address bar: www.google.co.uk	
Knowledge check –		
2	Locate and select the 9 squares at the top right of the page	
3	You are able to view a list of additional Google functions.	
Knowledge Check – Do you need a Google mail(Gmail) account to look at Google News?		
4	<p>We want to Select News. If it is not displayed select more at the bottom of the list.</p> <p>Google News is a news aggregator and app developed by Google. It presents a continuous, customizable flow of articles organized from thousands of publishers and magazines</p>	

5	<p>On the left a menu is displayed.</p> <p>Tablet users use your device in Landscape view rather than portrait view as you will see more details.</p>	
6	<p>Select Business from the Menu.</p> <p>All news relating to Business will be displayed.</p>	
7	<p>Once on the page for Business you will find addition options along the Top.</p> <p>Latest, Economy, Markets & Jobs.</p> <p>These are filters to look for specific Business news.</p>	
<p>Knowledge check – What are the other two Filters in the Business category?</p>		
<p>Google Shopping</p>		
1	<p>If you wanted to look at an item to purchase you could type it in to Google like all your other searches then select Shopping from the choice underneath.</p>	

2	Alternatively you could select Shopping from the 9 squares symbol.	
3	Select Shopping from the 9 Squares.	
4	The screen looks just like the Google screen except the word shopping is included.	
5	Type Mens watches in the search box and click enter, go or search.	
6	On the left is the option to select Filters. Select over £2000	
7	At the top on the right you have the option to sort the products. Sort by Price – High to Low	
Knowledge check – What is the most expensive Watch?		
8	If your location is set on your device it will be shown at the top on the left.	

9	<p>You can save items to a shortlist.</p> <p>Select one of the watches to view more information about it. This watch has several different photos to view. Select the arrow to scroll through the photos.</p>	
10	Click on save to shortlist	
11	Any products that you have saved to a shortlist are displayed along the top with the description Products I'm Considering.	
12	To save your shortlisted items you would have to sign into your Google account.	
13	In some cases you won't find any items that you are looking for. If that is the case Google will supply some suggested websites.	

Exercise : Look for the following items on Google shopping

1. Ladies perfumes. Save 4 different ones to your favourites.
2. Chocolates. What is the most expensive?
3. Garden plants. Add a filter to view products by the seller Bakker.com
4. A filter kettle. Add a filter 2 – 3.5 litre capacity then Sort the results by Price Low to High.