
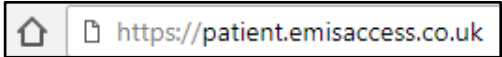
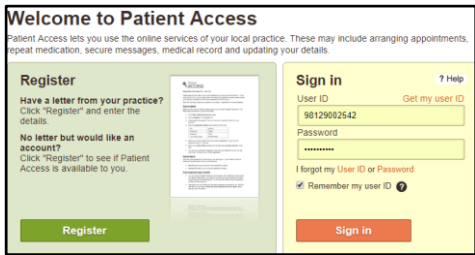
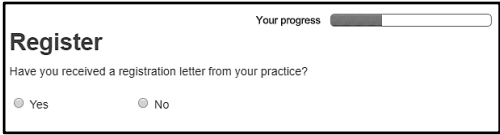




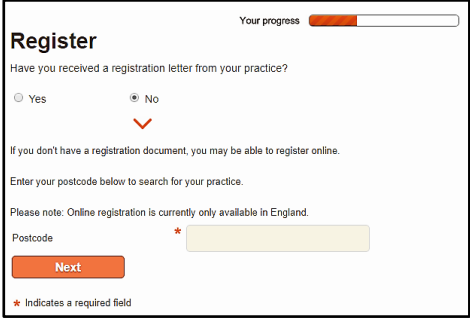
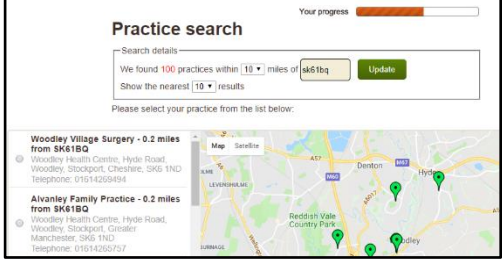
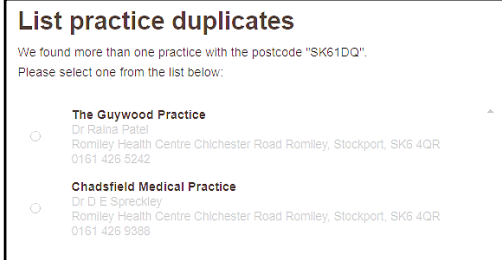
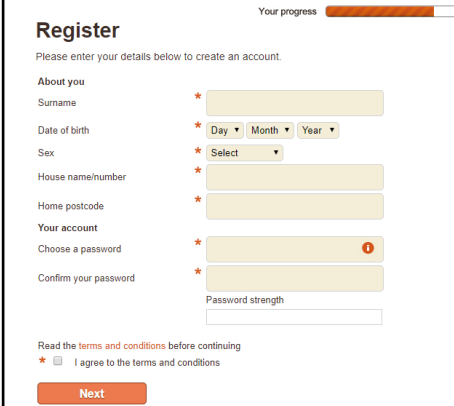
Register with your doctor to book an appointment online

First produced in May 2018

How to register with your Doctor		
1	Patient Access lets you use the online services of your local practice. These may include arranging appointments, repeat medication, secure messages, medical record and updating your details.	
Q1	What should I look for in the address bar?	Answer:
2	The first thing we are going to do is access the patient access website. Using your web browser, enter patientaccess.co.uk into the address bar after the https:// and press enter.	
3	This guide is based on the knowledge that you have not previously registered, therefore Select register. Once registered you would select sign in.	
Q2	What does encryption mean?	Answer:
4	Have you received a registration letter from your doctor's practise? For, the purpose of this guide we have presumed that you don't have a letter. Select no	





5	<p>If you don't have a registration letter from your doctor, you may be able to register online.</p> <p>Type your postcode in the empty box and select next this will search for your practice.</p>	
Q3	Do I have to use Capital letters?	
6	<p>Select your surgery from the list of options.</p>	
Q4	<p>Can I select more than one option? What are these buttons called?</p>	
7	<p>Some doctor's surgeries share the same postcode, if this is the case you will need to select your surgery again.</p>	
8	<p>Complete the boxes. Surname, Date of Birth, Gender House number & Postcode.</p> <p>You now need to choose a password. This will need to make note of this password to access your account again.</p> <p>It should be a minimum of 8 characters and contain at least one capital letters & numbers.</p> <p>MAKE A NOTE OF YOUR PASSWORD</p> <p>Ask your tutor for a safe way of writing your password down.</p>	
Q5	What does the asterix mean next to the empty boxes?	



