

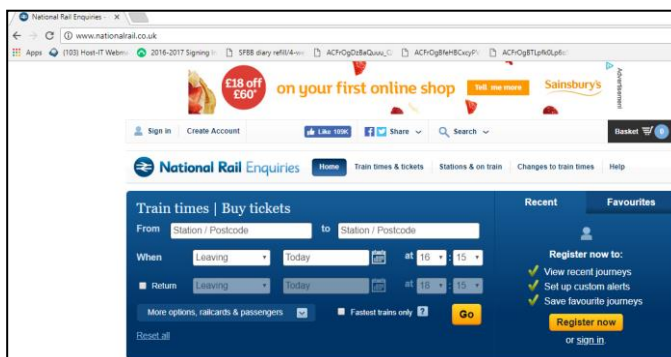
Session Booklet – Train times

In this session, we are going to look at National Rail & The Trainline websites to find train times and prices.

National Rail

1 The first thing we are going to do is access the National Rail website.

Using your web browser, enter www.nationalrail.co.uk into the address bar and press enter.

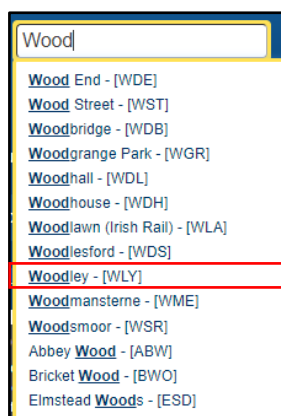


Knowledge check – What is the difference between create an account and sign in?

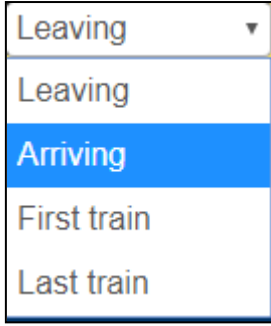
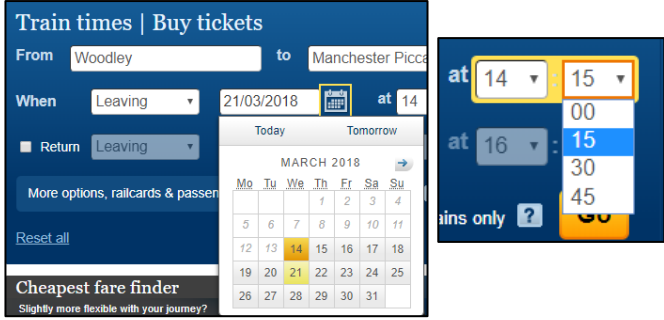



2 There is no need to create an account to view train times or prices.


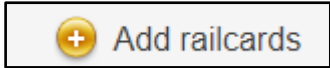
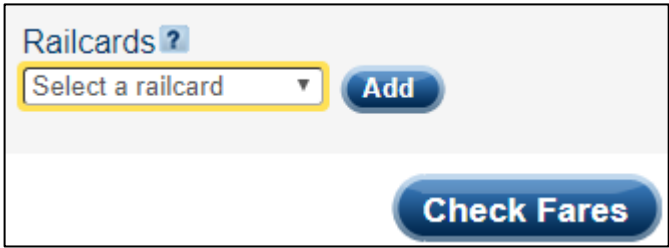
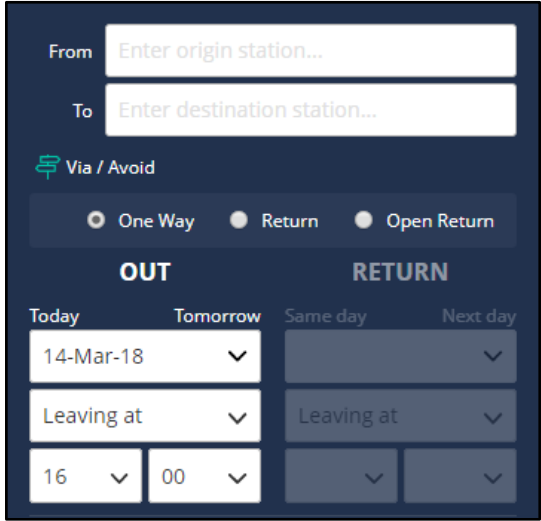
We are going to look for a specific train at a specific time. In the from box type we need to type 'Woodley'. As you type suggestions begin to appear below your typing. You need to select Woodley from the drop down box.

In the to box type Manchester and select Manchester Piccadilly from the drop down box.



Knowledge check –

<p>3</p>	<p>The default “When” is set as leaving. This can be changed to arriving if you want to ensure arrival is at specific time.</p> <p>We want to travel a week today at approximately 2pm. Select the word today or the calendar to display a calendar to select your date. Times are selected using the drop down arrows.</p>	 
<p>4</p>	<p>To add a return train time, click on the small box next to Return. A tick is inserted. We want to return on the same day at about 4pm. Now select ‘Go’ to see train times and prices.</p>	
<p>Information – Sometimes there is an exclamation mark in the status column, if you touch this or hover over it with your mouse you will see information about possible disruption.</p> 		
<p>5</p>	<p>Details are shown about the journey, price, how long it takes and how many changes if applicable. If ‘Details’ is selected you will see information about where you need to change. Scroll down the page to see the return information.</p>	
<p>Knowledge Check – Is there any trains that include a change?</p>		

6	<p>We will now add a senior railcard to see the difference in price. Scroll down the page, select the arrow next to change your passenger details.</p>	
7	<p>Select 'Add railcards'.</p>	
8	<p>Using the drop down option, select a senior railcard. Now select 'Check Fares'.</p>	
9	<p>Now you have tried the National rail website, open another browser tab and enter www.thetrainline.com</p> <p>Use the same information as you did on National Rail.</p> <p>Which site do you prefer?</p>	
T A S K S	<p>Using either National Rail or the Trainline to see if you can find out the information for the journeys below.</p> <p>Can I get a direct train to Adlington, Lancashire from Stockport station? How much would it cost? If I went to Exeter St Davids from Stockport station, where would I change trains?</p>	



www.startpoint.org.uk

I would like to go to Buxton Pavilion Gardens from Bredbury. How many changes are there? How long will it take me?

Is it easier to get on the bus in Bredbury to Stockport and get a train from Stockport to Buxton Pavilion Gardens?