


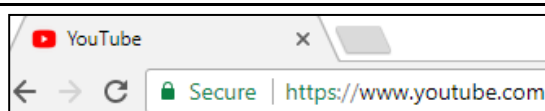
## Session Booklet – YouTube

In this session we are going to look at YouTube. YouTube is a free video sharing website that makes it easy to watch online videos. You can even create and upload your own videos to share with others. Originally created in 2005, YouTube is now one of the most popular sites on the Web, with visitors watching around 6 billion hours of video every month. Today, we are looking at how we can use YouTube to learn new skills.

### YouTube

1 Firstly, we need to access YouTube. To do this we need to open an internet browser and enter [www.youtube.com](https://www.youtube.com) into the address bar and press enter.

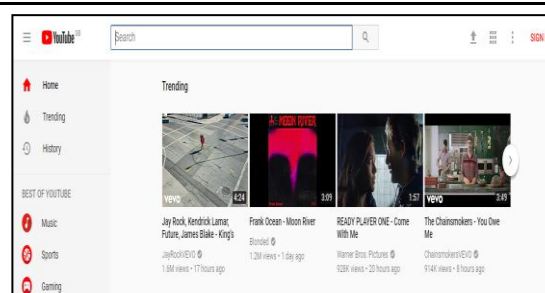
If you are using a touchscreen device such as a smart phone or tablet computer, you'll need to download the YouTube app from your app store.



Knowledge check (Tablets only) – What is the app store for your device called?

2 Now we are on the YouTube website, we need to search for a video to watch.

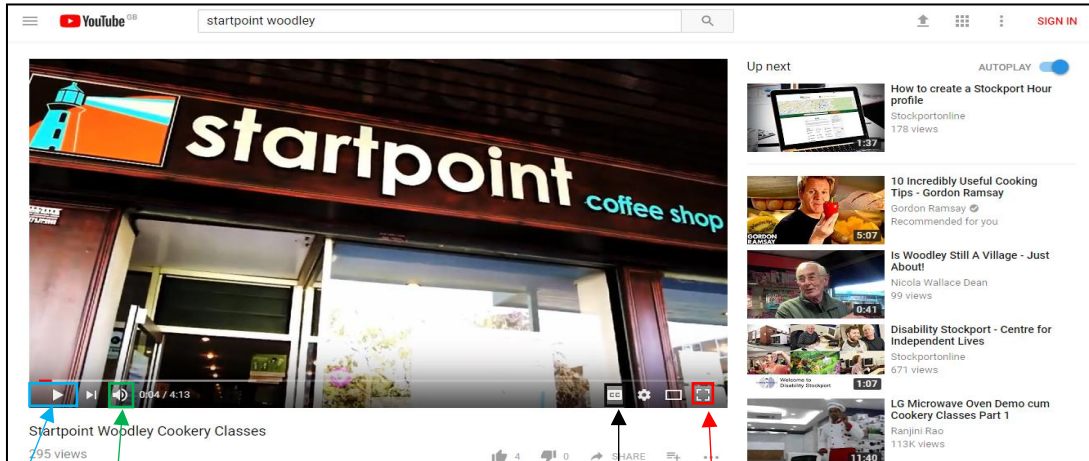
At the top of the screen is a search bar. If you left-click/tap in the search bar, you'll be able to type a phrase that will bring up videos that match that phrase.




Knowledge check – What is Boolean searching?



6



This symbol is the play button. When the video is paused, the symbol will look like the highlighted image. When playing, it will look like this. 

This symbol will allow you to adjust the volume of the video itself and if you left-click/tap on the speaker symbol itself, it will mute the video completely.

This symbol produces subtitles/closed captions for the video. YouTube doesn't ask for a transcript of a video so these subtitles are automatically generated. This may result in inaccuracies.

This symbol is the full screen symbol. This maximises the image to fill the screen to make watching it easier. To get out of full screen, you can tap back on the symbol or press the esc key found in the top left of the keyboard.

7

Now you've watched the video, we are going to have a go at our new skill. Ask your tutor and they will provide a t-shirt.

If you are struggling with the technique, try watching the video again and pausing it after each step. Complete the step yourself and then play the next step of the video.



[www.startpoint.org.uk](http://www.startpoint.org.uk)

8

## Task

Once you think you've mastered folding the shirt, we need you to search for videos to help us learn new skills.

Can you write down the name of a video and the channel name for the following skills?

- Changing a car tyre
- Learning British Sign Language
- How to change a plug
- How to knit a poppy for Remembrance Sunday