

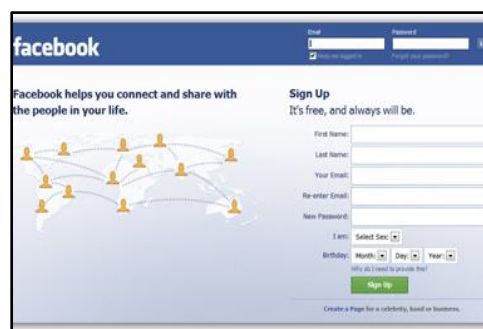
Session Booklet –Facebook part 3

Facebook, like any online or offline meeting place, carries with it some risks. Remember that you should apply the same common sense and safety rules as you do when you're away from your computer. Don't post your address, phone number or credit card details or any information that you wouldn't share with a stranger on the street.


Posting on Facebook

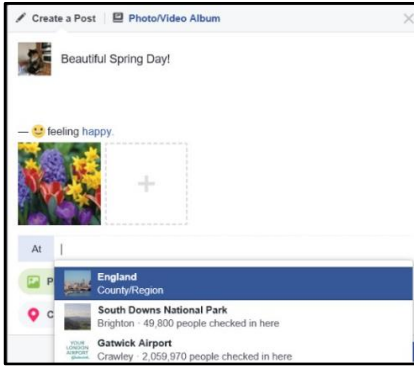

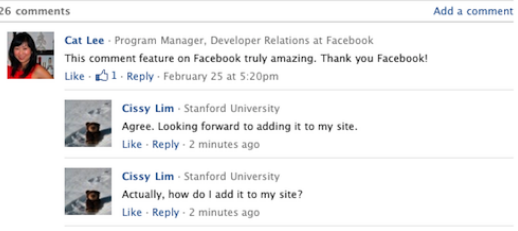
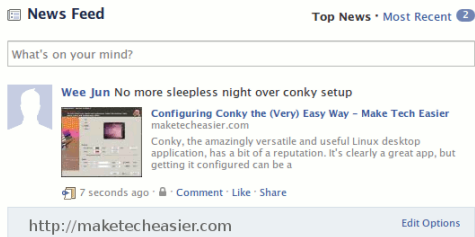
1 **Open** your facebook account. If using a tablet you may have an App to open. If using a Laptop you may need to search google for facebook then **select sign in**. Sign in with the email address & password you used when you set the account up.

Sign up is only if you have not created an account.



2 At the top of the page you will see a window that asks "What's on your mind?" click in this box to begin typing your post. You can add a number of extra things to your post to make it more personal or to give more information. For instance you might want to share an image such as a photograph of where you were when you posted. To add an image to your post **click on Photo/Video**. Your photo albums on your device will be opened. **Select** your photo



<p>3</p>	<p>Next tell your friends where you were when you took the photo or made the post. Click on Check in and start typing your location. Facebook will make suggestions based on your location or places that you have said you have been recently. If there is no suggestion for your location just type in the name of the place (for instance you could type “My Garden”). IMPORTANT It is not recommended that you put photos on whilst you are absent from home as you could be telling people your home is empty. Select post. All your Facebook friends will see your post & photo.</p>	 <p style="text-align: center;"></p>
<p>Like, Share & comment on a post.</p>		
<p>4</p>	<p>When your friends put posts on Facebook you can like it comment on it or share it. Select a friends post Select like, you also can select different emojis. When you like a post your friend is notified. In addition to your friend being notified that you liked the post or photo other people that liked the post or photo will be notified that you liked it too even if your not friends..</p>	
<p>5</p>	<p>You can comment on a post or photo that a friend has posted. Select a comment, type your comment then select post. Your friend and anyone else that comments on the post will see your comment.</p>	
<p>6</p>	<p>If you like or share an article / news feed the people that originally posted that information can see that you shared it and can see your name. Providing you have your privacy settings set as friends only they won't see all your facebook details.</p>	

Checking in

7 If you are signed into your Facebook account via a mobile you can check in to a place. If your privacy settings are not set to friends only you are advertising to the world where you are. Fraudsters and hackers are trolling facebook looking for this type of post to potentially commit crime. **Select** Check in facebook will look at your location and provide suggestions of where you could be. **Select** the location that you are select post.



Notes:-
