
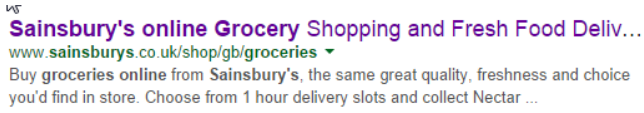

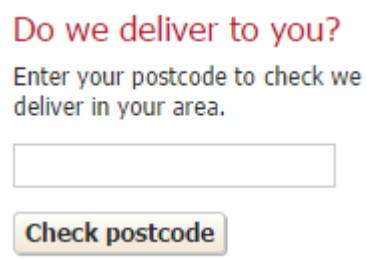


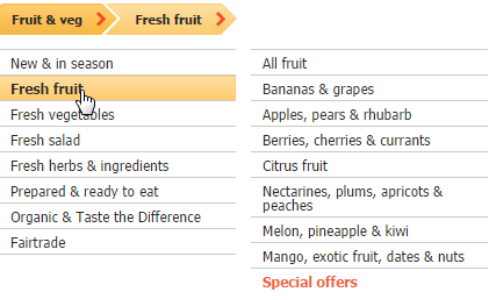
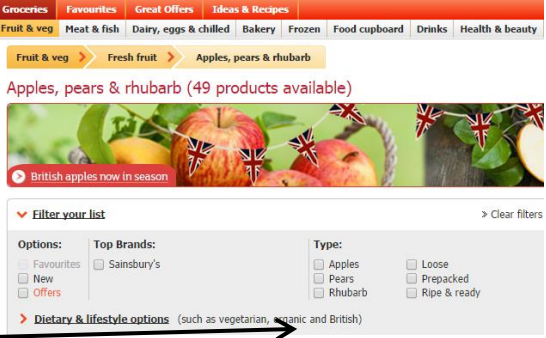



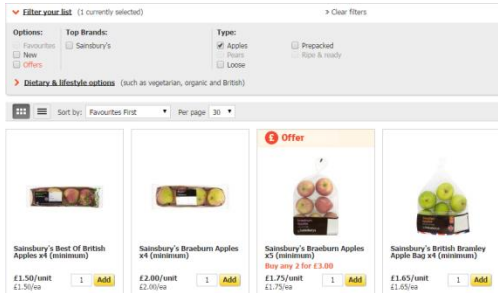
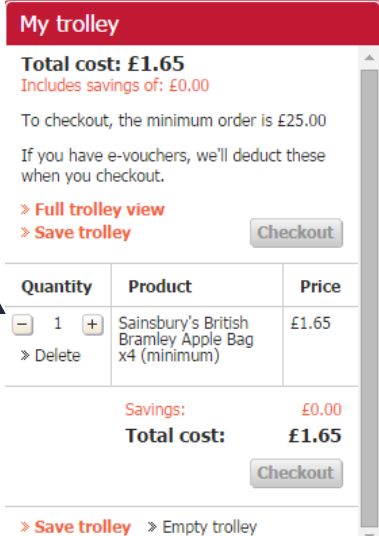

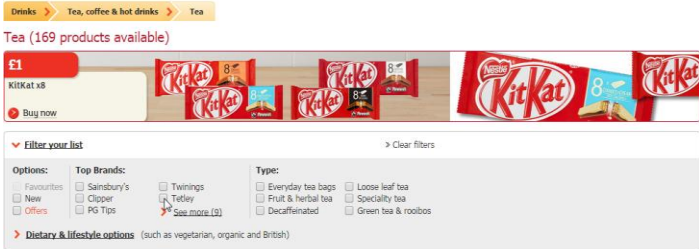
# Starting Point Community Learning Partnership

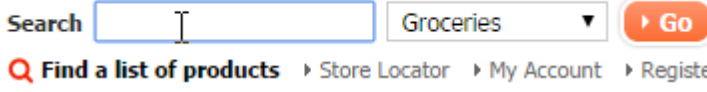

## Online shop - Sainsburys

This guide will help you to navigate through the various pages of Sainsburys shopping online. You do not need to create an account or provide bank details to navigate around the website.

1	<p>Connect to the internet and Google. In the search box type Sainsbury online groceries.</p>	
2	<p>Click on the search results <a href="http://www.sainsburys.co.uk/shop/gb/groceries">www.sainsburys.co.uk/shop/gb/groceries</a></p>	
3	<p>There are various menus along the top and under groceries there are additional menus Can you name three menus? 1. _____ 2. _____ 3. _____</p>	
4	<p>Complete your postcode in the postcode check box on the right then click check postcode. This will allow you to browse the store, and not place an order.</p>	

5	<p>Even though it is asking for you to book a delivery slot that is not required at the moment.</p> <p>Click on groceries.</p>	
6	<p>Beneath the orange bar are menus to navigate around various shopping aisles.</p>	
7	<p>We want to find Apples.</p> <p>Click fresh fruit - this will give another menu. Click Apples, Pears &amp; Rhubarb.</p> <p>All the menus have additional options to choose from.</p>	
8	<p>How many products are available from the Apples, pears &amp; rhubarb category? This may change from the image.</p> <p>Answer: _____</p> <p>You can use a filter to reduce the amount of products you can view.</p> <p>Select apples.</p>	
9	<p>Notice how many products are now available after selecting Apples on the filter. (These amounts can change depending on what is available in store.)</p>	

10	<p>When you see the apples you require click on add this will then be added to your basket. Some apples are sold loose you can select how many individual apples you require or by the kg.</p>	
11	<p>Your apples are in your shopping basket on the right. You can increase or decrease the quantity in the basket using the plus and minus symbols. As you add more items to your basket you see the total cost adding up.</p>	
12	<p>Add the following additional items to your basket.</p> <ul style="list-style-type: none"> <li>• Tetley teabags 160</li> <li>• 1kg pack sugar</li> <li>• 2pint semi skimmed milk.</li> </ul>	
13	<p>When you look for the teabags you will notice an additional filter. You can select by</p> <p>Brand</p> <p>Type</p> <p>Dietary &amp; Lifestyle</p> <p>This is to make the selection easier.</p>	

14	<p>Sometimes if you can't find your item in the menus you can use the Search box. This is located top right of the screen. Type lint, press enter on your keyboard or click go on the screen.</p>	
15	<p>The results are lint rollers. This would have been a difficult item to find through the menus.</p>	
16	<p>Should you wish to proceed with online shopping you would need to register for an account. This would then allow you to book a delivery slot and build your basket up over a period of a few days / weeks. You could also build a favourites list showing all items you had previously purchased making it quicker to process your orders.</p>	